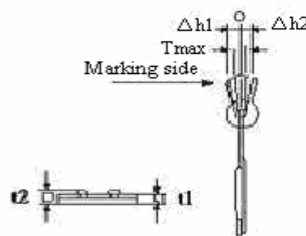
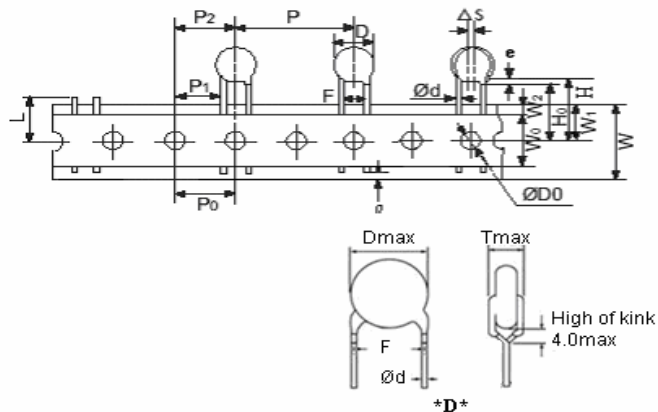


Product Specification 產品規格圖

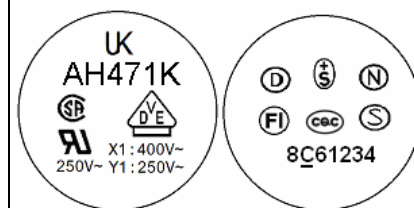
CUSTOMER 客戶			SAP PART NO. :	<b>YPOAH471K070DAMD0B</b>	
CUSTOMER P/N 客戶料號			REV. 修正		
SPEC. DATE 日期	2018/10/19	DRAWN BY 經手人	YU ZHANG 2018/10/19	APPROVAL 核准	XJ XIAO 2018/10/19
C.A.P. 電容量	470 p F TOL.允差 ±10%		WORKING VOLTAGE 工作電壓		X1: 400 VAC Y1: 250 VAC
D.F. 散逸因素	2.5% MAX. at 1KHz±20% and 5V(rms.) or less		TEST VOLTAGE 測試電壓		4000 VAC
I.R. 絕緣電阻	10000MΩMIN. at DC500±50V within 60±5sec of charging		T.C. 溫度特性		Y5P TOL.(允差) ±10%

● 25.4mm pitch/lead spacing 10.0mm taping

Lead Code: \*DAMD0



MARKING



Item	Symbol	Dimensions (mm)
Pitch of component	P	25.4±2
Pitch of sprocket	P0	12.7±0.3
Lead spacing	F	10.0±1.0
Length from hole center to component center	P2	12.7±1.5
Length from hole center to lead	P1	7.7±1.5
Body diameter	D	8.0 max
Deviation along tape, left or right	△S	0±2.0
Carrier tape width	W	18.0 +1/-0.5
Position of sprocket hole	W1	9.0±0.5
Lead distance between the kink and center of sprocket hole	H0	18.0 +2.0/-0
Length from the terminal of the lead wire to the edge of carrier tape	ℓ	2.0min (Or the end of lead wire may be inside the hole-down tape.)
Diameter of sprocket hole	D0	4.0±0.2
Lead diameter	d	0.55±0.05
Total tape thickness	t1	0.6±0.3
Total thickness, tape and lead wire	t2	1.5 max.
Deviation across tape	△h1/△h2	2.0 max.
Portion to cut in case of defect	L	11.0 max.
Hole-down tape width	W0	8.0 min.
Hole-down tape distortion	W2	1.5±1.5.
Coating extension on leads	e	Not exceed the kink
Body thickness	T	5.0 max